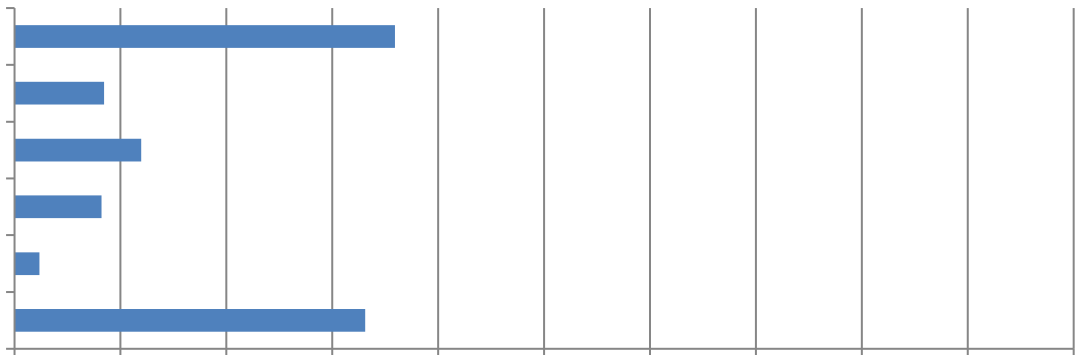


2024 Work Zone Awareness Survey Results

National Results

Total 514 responses. Responses varied for some questions. Percentages are based on responses to each question and may not sum to 100 due to rounding (total specified in some questions).

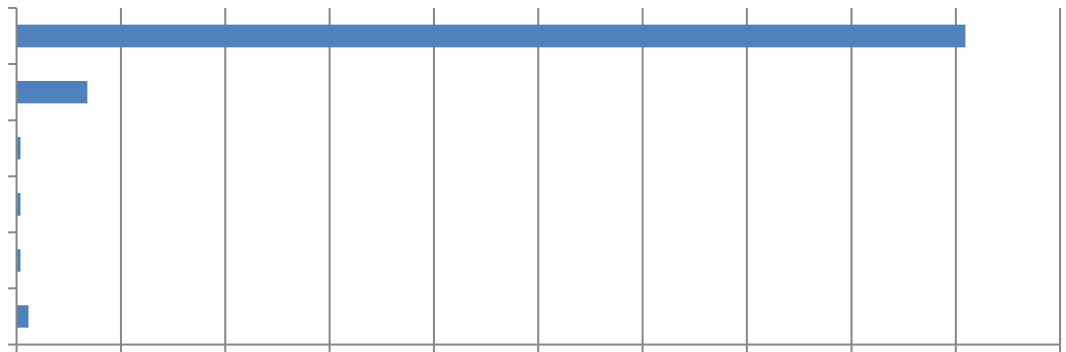
1. In the past 12 months, how many crashes involving a motor vehicle have occurred at a highway work zone where your firm operates? (426 Responses)



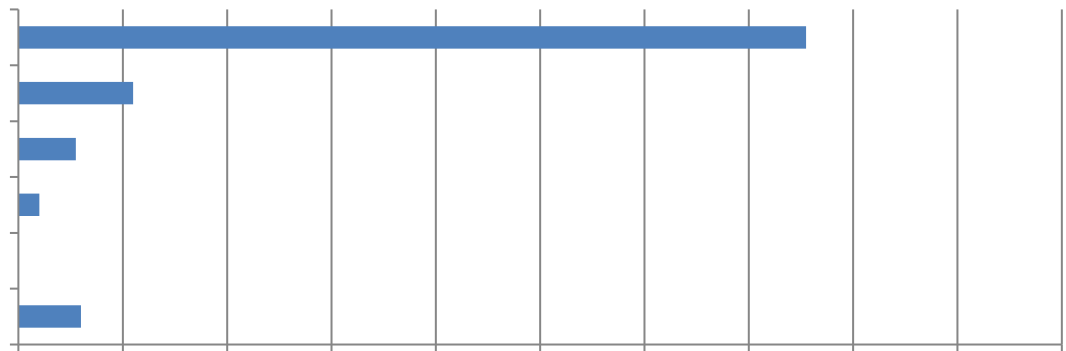
2. How many construction workers were injured in these crashes? (250 Responses)

3. How many drivers or passengers were injured in these crashes? (169 Responses)

4. How many construction worker fatalities resulted from these crashes? (265 Responses)



5. How many driver or passenger fatalities resulted from these crashes? (200 Responses)



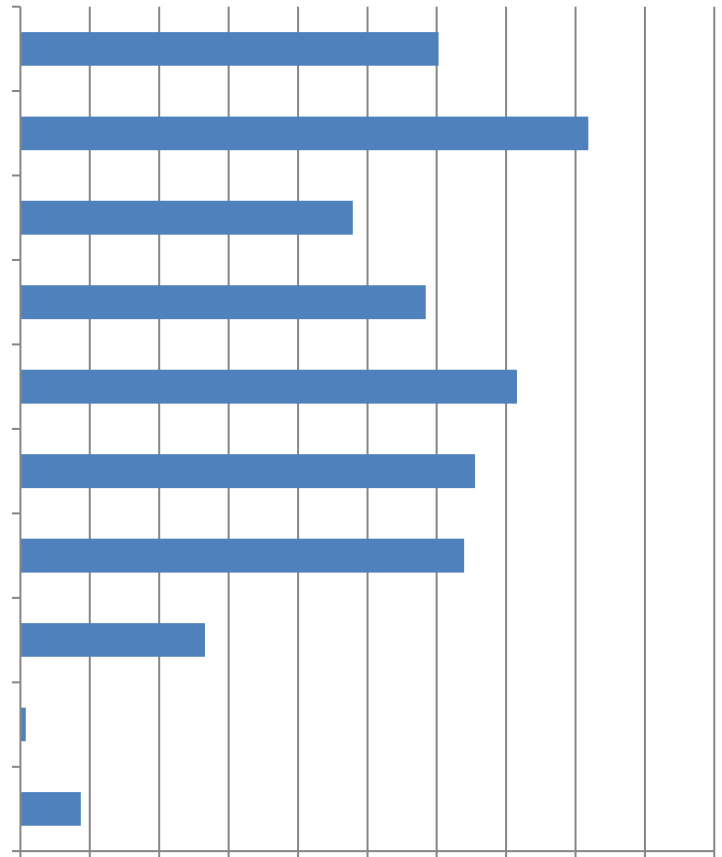
6. How many days have your firm's projects been delayed because of these crashes? (226 Responses)

7. Have work zone crashes affected your ability to hire and attract new workers into the industry? (173 Responses)

8. How much of a risk are highway work zone crashes now compared to one year ago? (377 Responses)

9. Why do you think

12. Would any of these measures help reduce the number of highway work zone crashes, injuries and/or fatalities? (380 Responses)



13. Has the frequency of work zone crashes when performing night work changed from a year ago? (229 Responses)

14. If you answered yes, what do you attribute this to? (67 Responses)